


18 – 32GHz Low Noise Amplifier

Features

- Frequency Range: 18-32GHz
- Gain: 25dB
- P_{1dB}: +10dBm
- OIP3: +22dBm
- Noise Figure: 3.0dB (typ.)
- DC Power: +8V @ 160mA
- RF Connector: 2.92mm-female

Photo



Description

HD33794 is a wide band high performance Low Noise (& Driver) Amplifier, with standard frequency range of 18 to 32GHz.

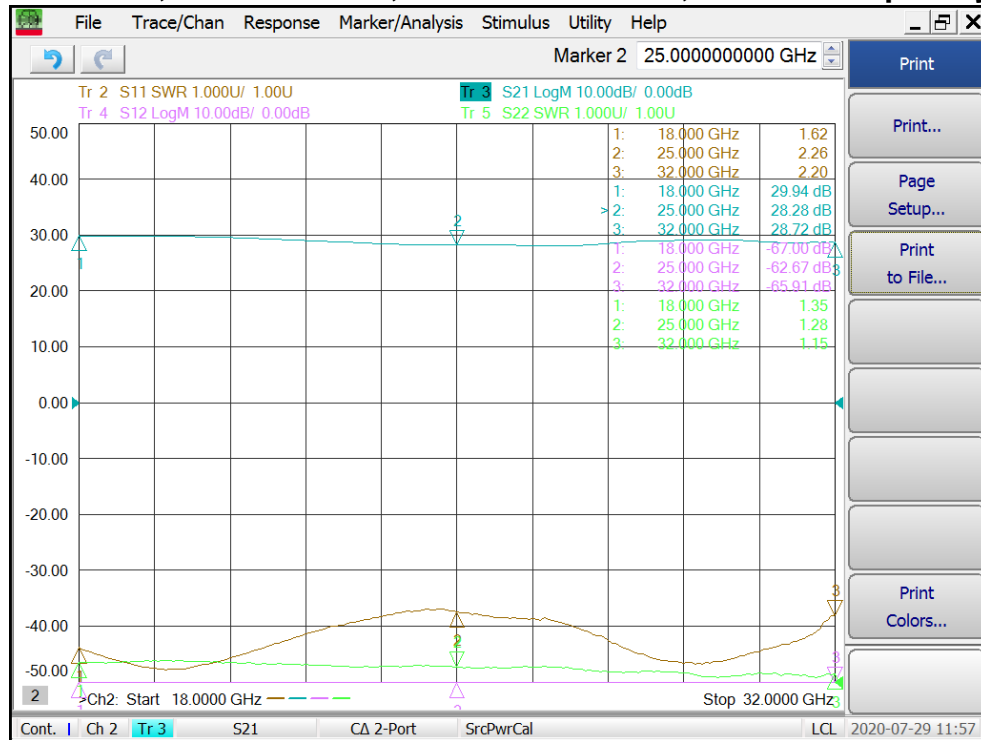
Electrical Specifications @+25 °C, Z_{in}=Z_{out}=50 Ω, DC Supply = +8VDC

Parameter	Unit	Minimum	Typical	Maximum
Frequency Range	GHz	18		32
Gain S ₂₁	f = 18GHz	25	28	
	f = 25GHz	25	28	
	f = 32GHz	25	28	
Gain Flatness	dB		±1.0	±1.5
Output Power P _{1dB}	f = 25GHz	+10	+13	
Output Third Order Intercept IP3	f = 25GHz	+22	+25	
Noise Figure	f = 25GHz		3.0	3.5
Reverse Isolation S ₁₂	f = 25GHz	-55	-60	
Input VSWR S ₁₁	f = 25GHz		2.5:1	3.0:1
Output VSWR S ₂₂	f = 25GHz		1.5:1	2.0:1
DC Power Supply - voltage	V	+5.5	+8	+10
DC Power Supply - current	mA		160	200
Size (RF/DC feedthrough excluded)	Inch (mm)	1.772"x1.339"x0.335" (45x34x8.5mm)		
Weight	Oz	2.0		

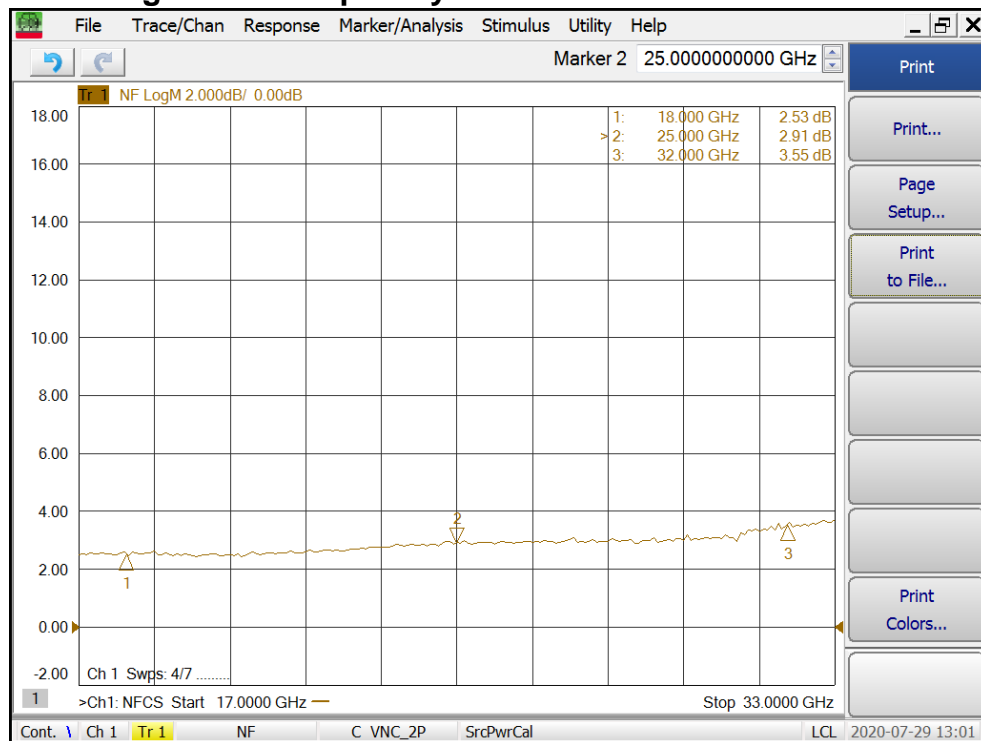
WARNING: MUST USE HEAT SINK OR MOUNT ON LARGE METAL PLATE

18 – 32GHz Low Noise Amplifier

Gain S21, Isolation S12, Return Loss S11, S22 vs Frequency

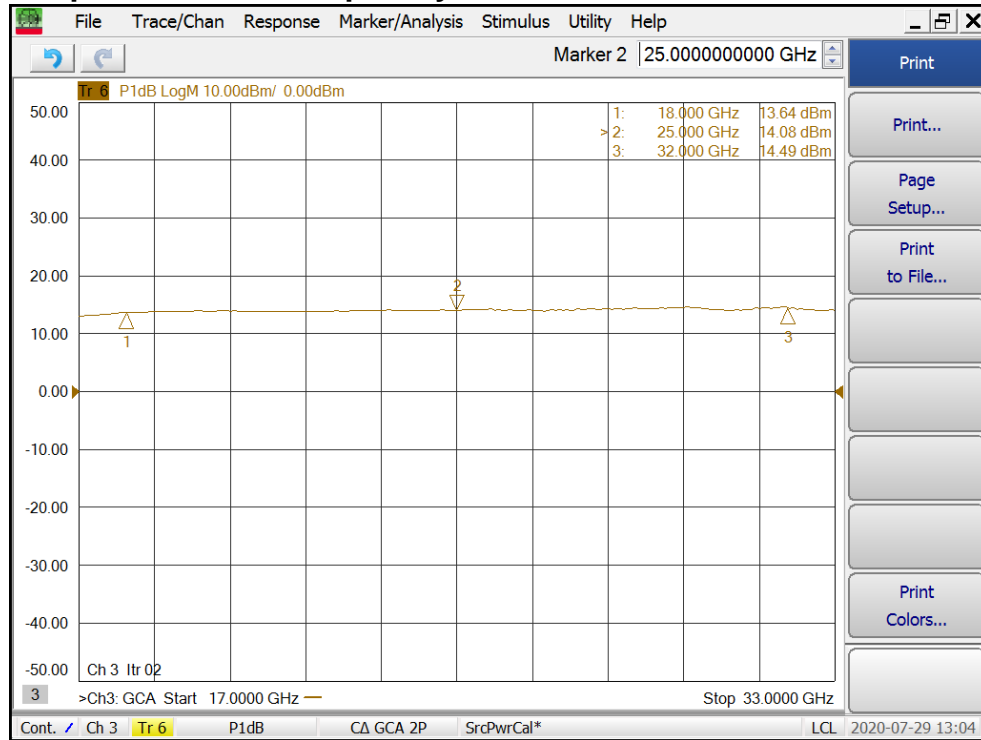


Noise Figure vs Frequency

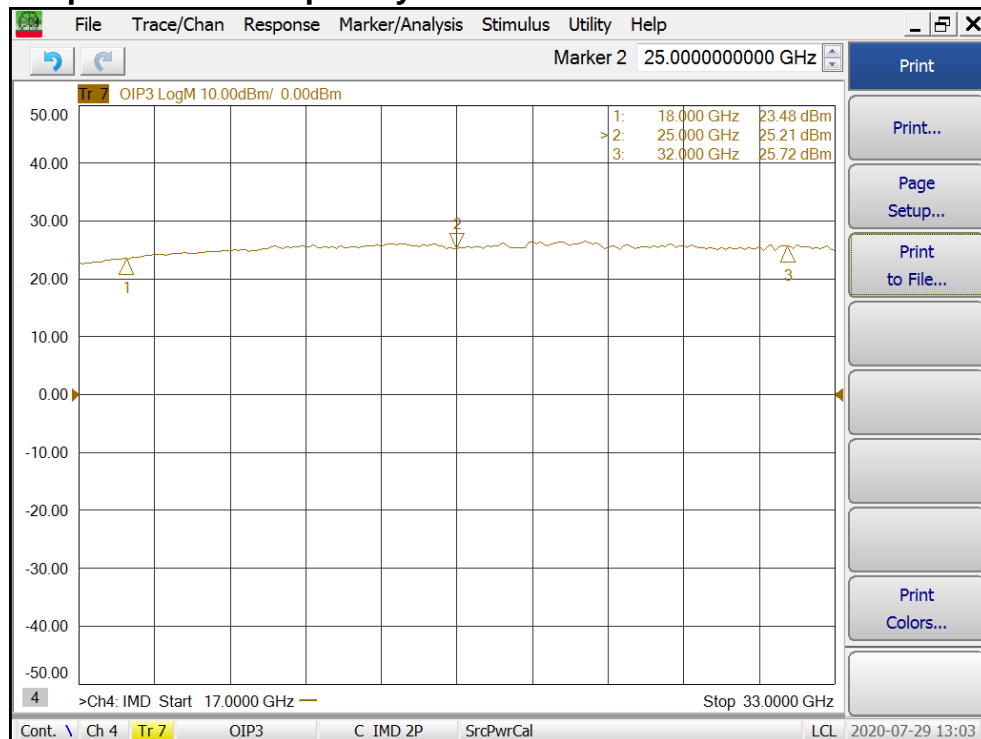


18 – 32GHz Low Noise Amplifier

Output P1dB vs Frequency



Output IP3 vs Frequency



18 – 32GHz Low Noise Amplifier

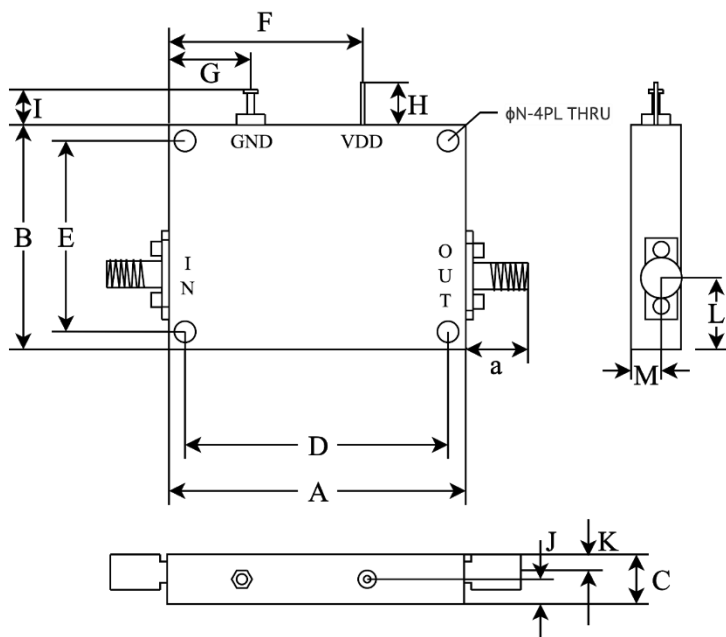
Absolute Maximum Ratings

Parameter	Absolute Maximum
Supply Voltage	+10V
RF Input Power	+5dBm
Operating Temperature	-45 °C to +85 °C
Storage Temperature	-65 °C to +150 °C

ESD Sensitive Material



Outline



	A	B	C	D	E	F	G	H	I	J
Inch	1.772	1.339	0.335	1.614	1.181	1.075	0.256	0.256	0.197	0.167
mm	45.00	34.00	8.50	41.00	30.00	27.30	6.50	6.50	5.00	4.25

	K	L	M	N	a (SMA)	a (2.92mm)	a (2.4mm)	a (1.85mm)
Inch	0.130	0.390	0.205	0.087	0.370	0.374	0.425	0.445
mm	3.30	9.90	5.20	2.20	9.40	9.50	10.80	11.30