

60-90MHz Band Pass Filter


Features

- Center Frequency: 75MHz
- Pass Band: 60 – 90MHz
- Insertion Loss: 1.8dB
- Input/Output Impedance: 50Ω
- Maximum Input Power: 0.1W
- Linear Phase
- SMA Connector

Description

HD32486 is a 60 - 90MHz Band Pass Filter for 75MHz application.

Picture



Electrical Specifications @ +25 °C, $Z_s = Z_L = 50 \Omega$

Parameter	Unit	Minimum	Typical	Maximum
Frequency Range	MHz	60		90
Center Frequency	MHz		75	
Insertion Loss	dB		1.8	2.5
Rejection at 37MHz	dB	20	29	
at 30MHz	dB	35	47	
Rejection at 122MHz	dB	20	29	
at 155MHz	dB	35	45	
Maximum Input Power	W			0.1
Input/output impedance	Ω		50	
Group Delay	ns		22	
Group Delay Ripple	ns		±3	
VSWR				
Input VSWR			1.3:1	1.7:1
Output VSWR			1.3:1	1.7:1
Size (excluding SMA connectors)	inch	1.25" x 1.25" x 0.56"		
Weight	Oz	1.5		



HD32486

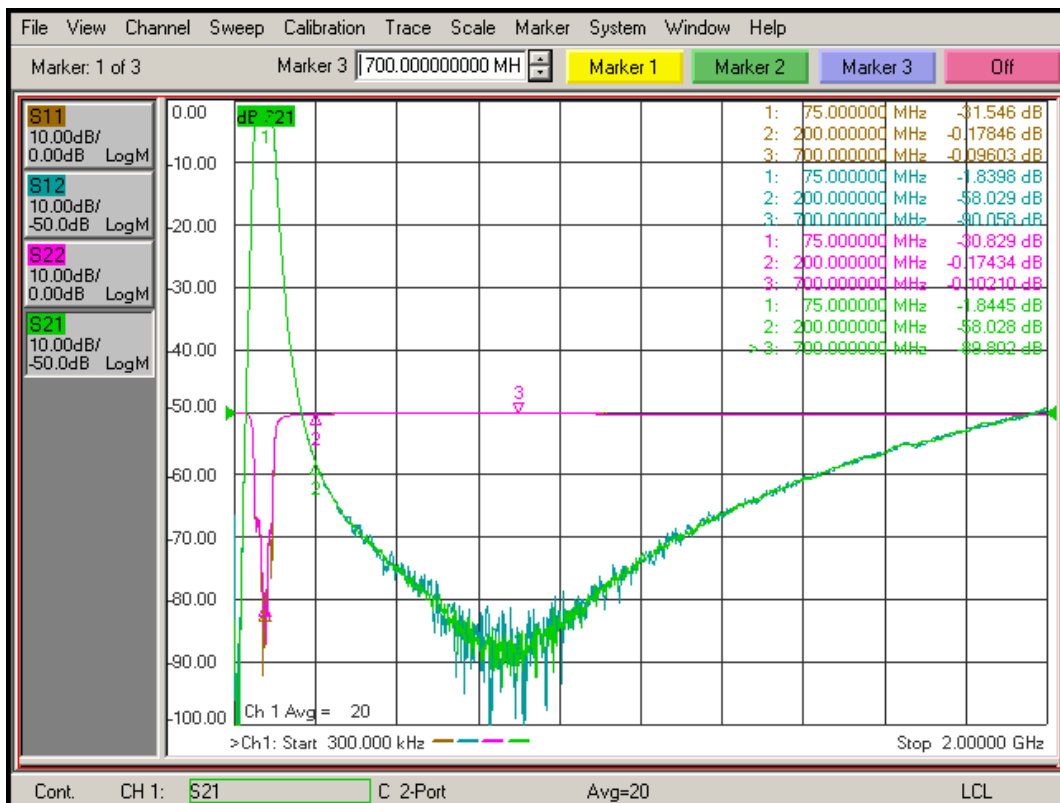
60-90MHz Band Pass Filter

Note: Input and output are interchangeable

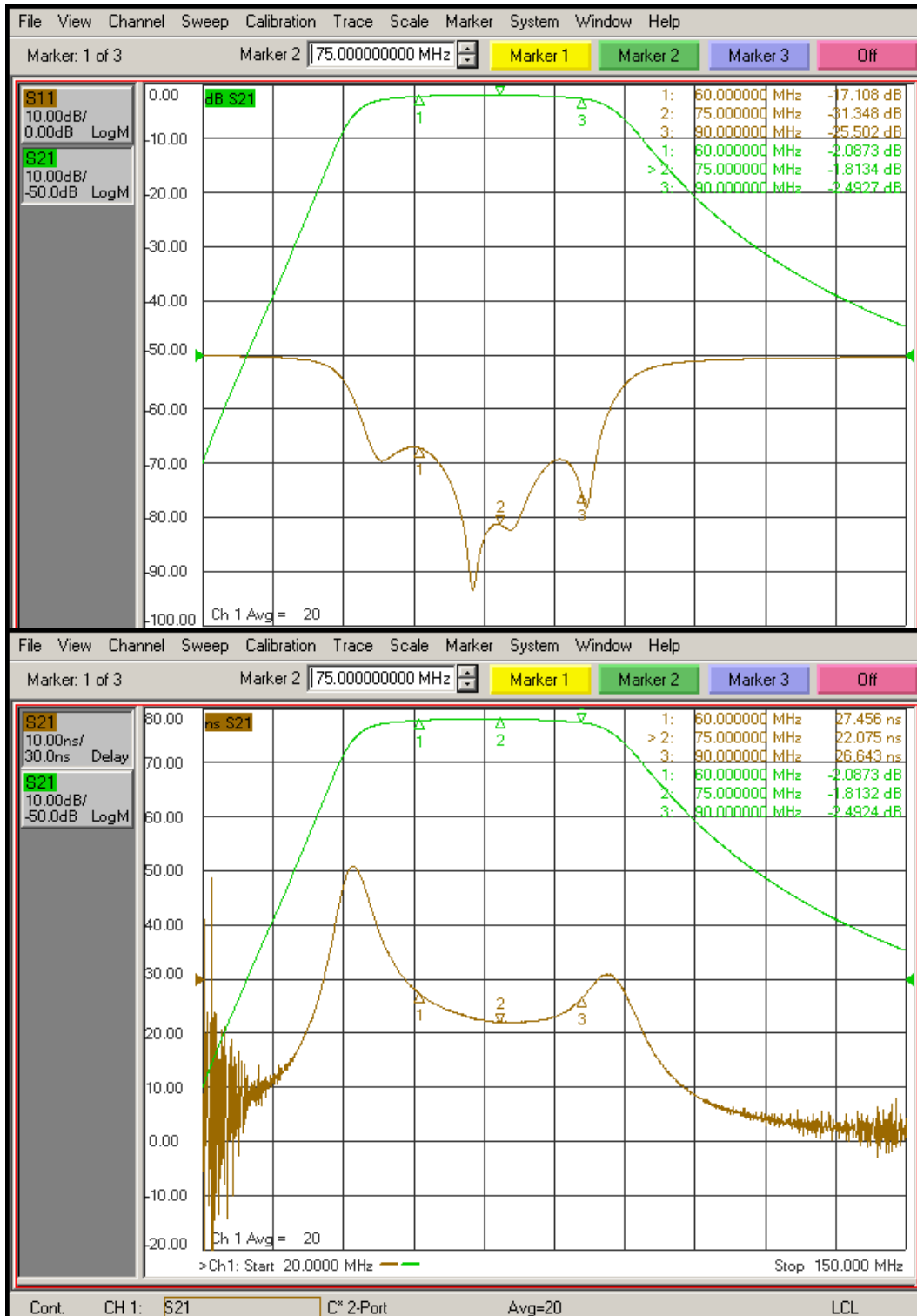
60-90MHz Band Pass Filter



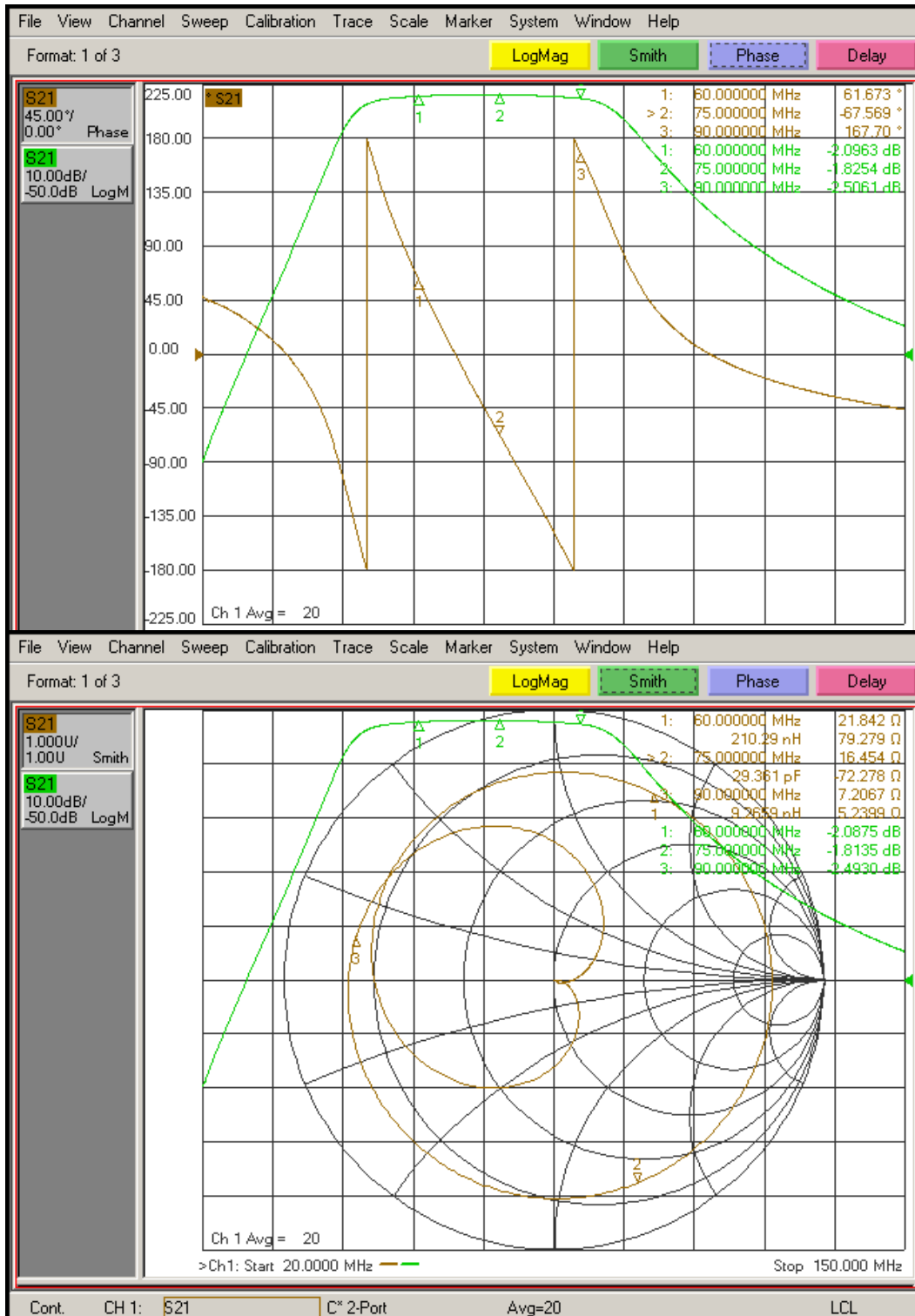
60-90MHz Band Pass Filter



60-90MHz Band Pass Filter



60-90MHz Band Pass Filter

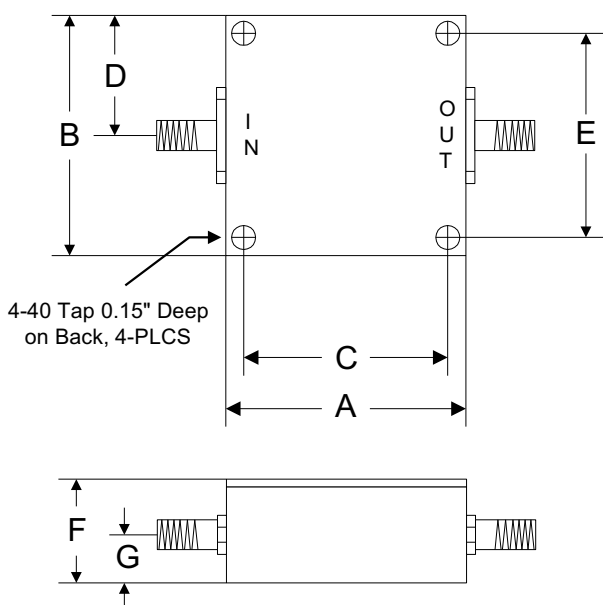


60-90MHz Band Pass Filter

Absolute Maximum Ratings

Parameter	Absolute Maximum
RF Input Power	+20dBm
Operating Temperature	-40 °C to +85 °C
Storage Temperature	-65 °C to +150 °C

Outline



	A	B	C	D	E	F	G
Inch	1.250	1.250	1.000	0.625	1.000	0.563	0.250
mm	31.75	31.75	25.40	15.88	25.40	14.29	6.35